

1 2 3 4 5 6 7 8 9 10

A

B

C

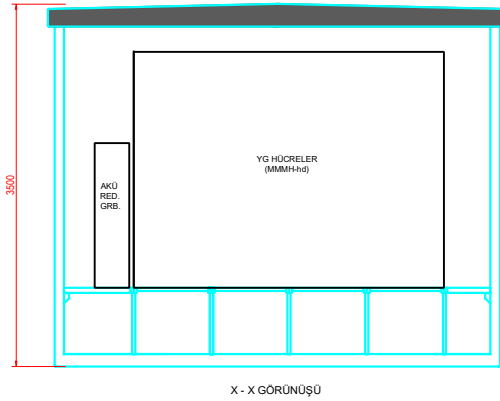
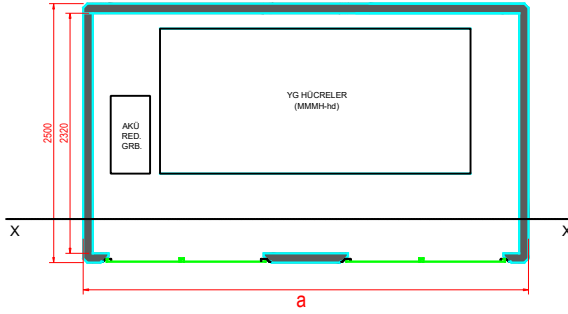
D

A

B

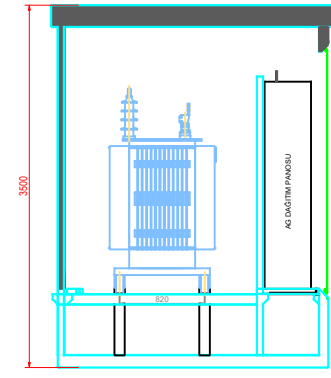
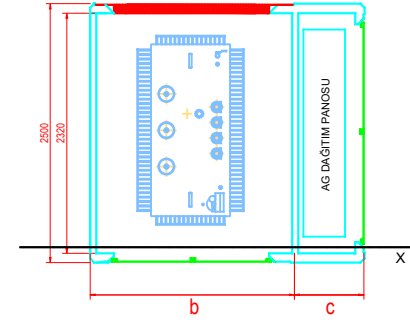
C

D



YG HÜCRE BÖLÜMÜ (TİP-2H/A-D)

Tipler	Uzunluk "f" (mm) (dıştan dışa)	
TİP-2H/A	-	4500 (max.)
TİP-2H/B	4501 (min.)	5500 (max.)
TİP-2H/C	5501 (min.)	6500 (max.)
TİP-2H/D	6501 (min.)	7500 (max.)



YG/AG TRANSFORMATÖR+AG PANO BÖLÜMÜ (TİP-2T)

MİNİMUM BOYUTLAR (mm) (Ölçüler içten içe)	
b (1000kVA için)	1700
b (1600kVA için)	2250
c	550

R.NO	TARİH	REVİZYON
		İLK YAYIN

BETON TRAFİKO KÖŞKÜ
PRENSİP YERLEŞİM RESMİ

Z:\Panel Logo.jpg

PANEL ELEKTRİK
HİDROLİK MAKİNA
SAN. VE TİC. LTD. ŞTİ.

KÖŞK TİPİ : TİP-2H/A-D
KÖŞK TİPİ : TİP-2T
RESİM NO:

SAYFA
NO
1